

BRASS & BRONZE VALVES

V200 series Cast Brass Valves are economical general service valves. Ball valves feature chrome plated balls with teflon seats, adjustable packing glands and blowout-proof stems. V205 gate valves have fully opening wedge discs and non-rising stems. V300 series are premium quality valves. In general they are heavier patterns than series V200.

Part No.	Pipe Size	IMPA Code	PRICE EACH
----------	-----------	-----------	------------

V201... STANDARD BRASS BALL VALVE

600 psi water, oil, gas. 150 psi steam.
 Sizes 1/2" to 2" are CSA approved under classes 3371-92, 3371-12, 3371-88, and 3371-08 for 1/2 psi natural gas.

V201-025	1/4"		\$ 6.30
V201-038	3/8"		6.30
V201-050	1/2"		6.80
V201-075	3/4"		9.30
V201-100	1"		17.00
V201-125	1 1/4"		23.00
V201-150	1 1/2"		33.60
V201-200	2"		46.90
V201-300	3"		153.70



V201LM-025	1/4" mini-body & handle		\$ 6.10
------------	-------------------------	--	---------

V202... FULL PORT BRASS BALL VALVE

600 psi water, oil, gas. 150 psi steam.
 Sizes 1/2" to 2" are CSA approved under classes 3371-92, 3371-12, 3371-88, and 3371-08 for 1/2 psi natural gas.

V202-013	1/8"		\$ 6.30
V202-025	1/4"		6.40
V202-038	3/8"	75-24-01	6.50
V202-050	1/2"	75-24-02	8.10
V202-075	3/4"	75-24-03	12.90
V202-100	1"	75-24-04	20.50
V202-125	1 1/4"	75-24-05	27.10
V202-150	1 1/2"	75-24-06	38.70
V202-200	2"	75-24-07	60.40
V202-250	2 1/2"		131.60
V202-300	3"		205.60
V202-400	4"		314.40



Part No.	Pipe Size	PRICE EACH
----------	-----------	------------

V202LB... BRASS BALL VALVE WITH LOCKING HANDLE & BLEED

600 psi air
 V202LB valves have locking handles and a special port that vents the downstream side of the system when the valve is closed. This provides extra safety in air systems.

V202LB-025	1/4"	\$ 10.50
V202LB-038	3/8"	10.50
V202LB-050	1/2"	15.20
V202LB-075	3/4"	22.80
V202LB-100	1"	33.00
V202LB-125	1 1/4"	50.70
V202LB-150	1 1/2"	76.00
V202LB-200	2"	114.00



V302... PREMIUM FULL PORT BRASS BALL VALVE

600 psi water, oil, gas. 150 psi steam. Sizes 1/2" to 2" of V302, V302L & V302W are CSA approved for 1/2 psi natural gas, and meet CGA-CR91-002 (2-5 psi) and CGA-3.16 (125 psi)

V302-025	1/4"	\$ 13.10
V302-038	3/8"	13.10
V302-050	1/2"	13.60
V302-075	3/4"	19.90
V302-100	1"	28.20
V302-125	1 1/4"	46.50
V302-150	1 1/2"	65.50
V302-200	2"	98.40
V302-300	3"	440.70



V202L... BRASS BALL VALVE WITH LOCKING HANDLE

600 psi water, oil, gas. 150 psi steam.
 Sizes 1/2" to 2" are CSA approved under classes 3371-92, 3371-12, 3371-88, and 3371-08 for 1/2 psi natural gas.

V202L-025	1/4"	\$ 7.10
V202L-038	3/8"	7.10
V202L-050	1/2"	8.90
V202L-075	3/4"	14.10
V202L-100	1"	22.10
V202L-125	1 1/4"	28.20
V202L-150	1 1/2"	40.50
V202L-200	2"	66.10



V302W... PREMIUM BRASS BALL VALVE WITH WING HANDLE

V302W-025	1/4"	\$ 13.50
V302W-038	3/8"	13.50
V302W-050	1/2"	13.50
V302W-075	3/4"	19.70
V302W-100	1"	28.20
V302W-125	1 1/4"	47.90
V302W-150	1 1/2"	67.40
V302W-200	2"	98.40



BRASS & BRONZE VALVES

Part No. Pipe Size IMPA Code PRICE EACH


V203... THREE WAY BRASS BALL VALVE - VALUE PRICED

400 psi water, oil, gas. 150 psi steam.
Flow can be directed from centre port to either side port.

		
V203-050	1/2"	\$ 15.30
V203-075	3/4"	22.70
V203-100	1"	37.20
V203-125	1 1/4"	49.90
V203-150	1 1/2"	81.20

V205... BRASS GATE VALVE

200 psi water, oil, gas. 125 psi steam.

		
V205-025	1/4"	\$ 8.80
V205-038	3/8"	8.80
V205-050	1/2"	8.80
V205-075	3/4"	12.00
V205-100	1"	15.80
V205-125	1 1/4"	27.80
V205-150	1 1/2"	33.80
V205-200	2"	45.30
V205-250	2 1/2"	84.70
V205-300	3"	118.40
V205-400	4"	192.90

V207... BRASS SWING CHECK VALVE

200 psi water, gas. 125 psi steam.

		
V207-038	3/8"	\$ 9.80
V207-050	1/2"	10.50
V207-075	3/4"	12.80
V207-100	1"	17.60
V207-125	1 1/4"	28.20
V207-150	1 1/2"	36.50
V207-200	2"	58.10
V207-300	3"	152.20

V208... SPRING LOADED CHECK VALVE

An economically priced check valve rated to 200 psi water, oil, gas with a 2 psi cracking pressure. Not for steam use.

		
V208-038	3/8"	\$ 10.80
V208-050	1/2"	12.60
V208-075	3/4"	16.10
V208-100	1"	23.00
V208-125	1 1/4"	33.40
V208-150	1 1/2"	42.70
V208-200	2"	77.00

Part No. Pipe Size IMPA Code PRICE EACH

V303... THREE WAY BRASS BALL VALVE

400 psi water, oil, gas. 150 psi steam.
Flow can be directed from centre port to either side port.

		
V303-025	1/4"	\$ 86.80
V303-038	3/8"	33.70
V303-050	1/2"	33.70
V303-075	3/4"	50.40
V303-100	1"	70.00
V303-125	1 1/4"	94.20
V303-150	1 1/2"	126.70
V303-200	2"	206.70

V305... BRONZE GATE VALVE

200 psi water, oil, gas. 125 psi steam.

		
V305-025	1/4"	\$ 41.20
V305-038	3/8"	41.20
V305-050	1/2"	41.20
V305-075	3/4"	48.80
V305-100	1"	67.40
V305-125	1 1/4"	86.50
V305-150	1 1/2"	116.40
V305-200	2"	194.60
V305-250	2 1/2"	345.90
V305-300	3"	473.50
V305-400	4"	1272.00

V307 BRONZE SWING CHECK VALVE

200 psi water, oil, gas. 125 psi steam.

		
V307-038	3/8"	\$ 46.50
V307-050	1/2"	46.50
V307-075	3/4"	66.20
V307-100	1"	85.50
V307-125	1 1/4"	123.70
V307-150	1 1/2"	173.50
V307-200	2"	286.80
V307-250	2 1/2"	567.70
V307-300	3"	806.50


V308 SPRING LOADED CHECK VALVE

200 psi water, oil, gas. Not for steam use.
2 psi cracking pressure.

		
V308-025	1/4"	\$ 19.30
V308-038	3/8"	19.30
V308-050	1/2"	19.30
V308-075	3/4"	23.50
V308-100	1"	32.70
V308-125	1 1/4"	42.30
V308-150	1 1/2"	65.40
V308-200	2"	100.50

V306... BRONZE GLOBE VALVE

200 psi water, oil, gas. 125 psi steam.

			
V306-025	1/4"	75-18-01	\$ 53.50
V306-038	3/8"	75-18-02	53.30
V306-050	1/2"	75-18-03	64.20
V306-075	3/4"	75-18-04	88.00
V306-100	1"	75-18-05	132.80
V306-125	1 1/4"	75-18-06	183.40
V306-150	1 1/2"	75-18-07	286.70
V306-200	2"	75-18-08	394.90

STAINLESS & CARBON STEEL VALVES

V400 series valves feature blowout-proof stems and lockable handles. The bodies and balls are investment cast type 316 stainless steel, and the handles and stems are type 304. Seals are teflon, reinforced with glass fibre.

Part No.	Pipe Size	IMPA Code	PRICE EACH
----------	-----------	-----------	------------

V401... STAINLESS STEEL BALL VALVE

1000 psi water, oil, gas up to 1".
800 psi water, oil, gas 1 1/4" - 2".
150 psi steam.



V401-025	1/4"	75-18-01	\$ 17.20
V401-038	3/8"	75-18-02	18.10
V401-050	1/2"	75-18-03	20.20
V401-075	3/4"	75-18-04	27.10
V401-100	1"	75-18-05	36.90
V401-125	1 1/4"	75-18-06	57.20
V401-150	1 1/2"	75-18-07	63.50
V401-200	2"	75-18-08	97.00

V402... FULL PORT STAINLESS BALL VALVE

Two piece body with mounting pad.
2000 psi water, oil, gas to 1".
1500 psi 1 1/4" - 2".
150 psi steam.



V402-025	1/4"		35.80
V402-038	3/8"		35.80
V402-050	1/2"		42.00
V402-075	3/4"		54.40
V402-100	1"		76.60
V402-125	1 1/4"		108.00
V402-150	1 1/2"		151.70
V402-200	2"		211.70

V412... 1000psi FULL PORT STAINLESS BALL VALVE

Two piece body.
1000 psi water, oil, gas to 2".
150 psi steam.



V412-025	1/4"		21.30
V412-038	3/8"		21.30
V412-050	1/2"		22.50
V412-075	3/4"		32.60
V412-100	1"		44.10
V412-125	1 1/4"		66.00
V412-150	1 1/2"		94.10
V412-200	2"		128.00
V412-300	3" (800psi)		454.10

V432... THREE-PIECE FULL PORT STAINLESS BALL VALVE

1000 psi water, oil, gas. 150 psi steam.



V432-300	3"		700.90
----------	----	--	--------

Part No.	Pipe Size	IMPA Code	PRICE EACH
----------	-----------	-----------	------------

V601... CARBON STEEL BALL VALVE

2000 psi water, oil, gas. 3000 psi in 3/8" size. 150 psi steam
3/8" size is now plated for extra corrosion resistance. Reduced port, one piece carbon steel body. Type 304 Stainless Steel ball & trim. NACE trim.
Type 316 stainless steel blow-out proof stem. PTFE Teflon® seats & seals.
NPTF female threads.



V601-025	1/4"		\$ 16.60
V601-038	3/8"		18.70
V601-050	1/2"		21.30
V601-075	3/4"		26.00
V601-100	1"		34.90
V601-125	1 1/4"		57.30
V601-150	1 1/2"		73.50
V601-200	2"		81.90

V605... HIGH-PRESSURE STEEL BALL VALVE

Plated steel body
POM - poly-oxy-methylene seals (Delrin®)
Temperature range -20°C (-4°F) to 100°C (212°F)
NPTF female threads except where shown



Working Pressure			
V605-025	1/4"	7250 psi	22.40
V605-038	3/8"	7250 psi	24.70
V605-050	1/2"	7250 psi	28.70
V605-075	3/4"	5800 psi	47.40
V605-100	1"	5075 psi	63.20
V605-125	1 1/4"	5075 psi	119.60
V605-150	1 1/2"	5075 psi	173.20
V605-200	2"	5075 psi	235.90
V605SAE-100	1" ORB (1 5/16"-12)	5075 psi	115.00

V605 replacement handles

V605H-025-050	1/4" to 1/2"	6.60
V605H-075-100	3/4" & 1"	9.40
V605H-125-200	1 1/4" to 2"	11.60

MINI VALVES

Carbon steel body with type 316 stainless steel stem.
Rated for -40°C to 260°C (-40°F to 500°F).

Part No.	Pipe Size	IMPA Code	PRICE EACH
----------	-----------	-----------	------------

V610... FEMALE NPT NEEDLE VALVE

V610 and V611 needle valves have a carbon steel body with a type 316 stainless steel stem and PTFE (Teflon®) packing. The regular valves are rated for use from -40°C to 260°C (-40°F to 500°F). The V611M mini valve has a soft seat and is rated from -40°C to 40°C (-40°F to 104°F).

V610-025	1/4"	10,000 psi	\$ 47.00
V610-038	3/8"	10,000 psi	54.90
V610-050	1/2"	10,000 psi	51.20



V611... MALE BY FEMALE NPT NEEDLE VALVE

V611-025	1/4"	10,000 psi	47.00
V611-050	1/2"	10,000 psi	51.20



V611M-025	1/4" mini body	6,000 psi	40.50
-----------	----------------	-----------	-------



V10 series pipe thread valves are rated to 500 psi at a maximum temperature of 180°F. The ball is plated brass with a teflon seat and buna-N (nitrile) rubber seals for resistance to petroleum products. Handles are plated metal. These valves are designed for flow in one direction only (marked by an arrow on the valve body).

V10-0808... FEMALE PIPE THREAD BALL VALVE

	Thread Size		
V10-0808-02	1/8"		\$ 19.40
V10-0808-04	1/4"		12.60
V10-0808-06	3/8"		19.70



V10-1608... FEMALE PIPE INLET/MALE PIPE OUTLET BALL VALVE

V10-1608-04	1/4"	\$ 12.10
V10-1608-06	3/8"	19.70



V12 ground plug valves are an economical shut-off valve for air or water lines. The spring maintains pressure on the ground surfaces to assist sealing. These valves are rated to 30 psi and are not suitable for petroleum based products.

Part No.	Pipe Size	IMPA Code	PRICE EACH
----------	-----------	-----------	------------


V12-0808... FEMALE PIPE THREAD

V12-0808-02	1/8"		\$ 19.30
V12-0808-04	1/4"		18.30




V12-1416... MALE FLARE TO MALE PIPE THREAD

V12-1416-02-04	1/8"	1/4"	\$ 14.50
V12-1416-04-04	1/4"	1/4"	19.50



V12-1600... GROUND PLUG DRAIN COCK

V12-1600-02	1/8"	\$ 13.30
V12-1600-04	1/4"	13.00
V12-1600-06	3/8"	16.60



MINI VALVES

Part No. Pipe Size Tube Size PRICE EACH


V12-1600T... HEAVY DUTY GROUND PLUG DRAIN COCK

			
V12-1600T-04	1/4"		\$ 14.70

V12-1608... FEMALE/MALE NPT GROUND PLUG VALVE

			
V12-1608-02	1/8"		\$ 14.20
V12-1608-04	1/4"		15.20
V12-1608-06	3/8"		23.90


V12-1616... MALE NPT GROUND PLUG VALVE

			
V12-1616-02	1/8"		\$ 15.50
V12-1616-04	1/4"		15.70
V12-1616-06	3/8"		23.00

V12-6016... COMPRESSION TO MALE PIPE

			
V12-6016-04-04	1/4"	1/4"	\$ 19.50

V12-6060... COMPRESSION

			
V12-6060-04		1/4"	\$ 15.20
V12-6060-06		3/8"	19.30


V14-1600... BACK SEATING DRAIN COCK

150 psi maximum. Not intended for use with LP or natural gas

			
V14-1600-02	1/8"		\$ 2.10
V14-1600-04	1/4"		2.10
V14-1600-06	3/8"		6.70
V14-1600-08	1/2"		18.20


V14-1608... CLOSED BOTTOM SHUT OFF VALVE

30 psi maximum. Designed for use with fuel oil, air, water, and LP gas

					
	Male Pipe	Female Pipe			
V14-1608-04	1/4"	1/4"			\$ 26.30
V14-1608-06	3/8"	3/8"			33.60


V14-1690... NEEDLE SEAT WITH HOSE BARB

150 psi maximum


			
V14-1690-04	1/4"	Hose Size 3/8"	\$ 13.00

Part No. Male Pipe PRICE EACH

V16-1496... SAE FLARE TO MALE PIPE VALVE
200 psi maximum

			
	Pipe Size	Tube Size	
V16-1496-08-10	1/2"	5/8"	\$ 39.80

V16-1690... HOSE BARB TO MALE PIPE VALVE
200 psi maximum

			
		Hose Size	
V16-1690-06-06	3/8"	3/8"	\$ 18.70
V16-1690-06-10	3/8"	5/8"	20.40
V16-1690-08-10	1/2"	5/8"	40.70
V16-1690-08-12	1/2"	3/4"	46.70

V16-1746... GARDEN HOSE TO MALE PIPE VALVE

150 psi maximum

			
V16-1746-08	1/2"		\$ 10.50
V16-1746-12	3/4"		13.70

V201PVC valves are suitable for cold water distribution in light industrial and agricultural applications. They have Teflon and EPDM rubber seals and are rated for 150 psi at 20°C (68°F).

Part No. Pipe Size PRICE EACH

V201PVC... PVC BALL VALVE

			
V201PVC-050	1/2"		\$ 2.90
V201PVC-075	3/4"		4.10
V201PVC-100	1"		6.00
V201PVC-125	1 1/4"		8.40
V201PVC-150	1 1/2"		11.80
V201PVC-200	2"		17.10
V201PVC-300	3"		54.80
V201PVC-400	4"		103.50

MISCELLANEOUS VALVES

V16-1600-12... DRUM FAUCET

Self-closing and lockable. Nylon seat. Suitable for petroleum products, solvents, alcohol and anti-freeze. Not suitable for chlorinated chemicals, detergents or drinking water.



V16-1600-12 3/4" \$ 40.90

PRV... SAFETY RELIEF VALVES

For air and steam applications
Factory set and tested
Pull ring for manual testing
Precision machined hard seat and stainless steel ball
ASME Certified – stamped UV and NB
Registered in Canada under CRN #0G3144.1C
Maximum temperature 204°C (400°F)
Other pressure ranges and styles available



Part No.	Male Pipe	Set Pressure	Height	Hex Size	PRICE EACH
PRV-025-065	1/4"	65 psi	3 1/8"	3/4"	\$ 46.40
PRV-025-120	1/4"	120	3 1/8"	3/4"	46.40
PRV-025-150	1/4"	150	3 1/8"	3/4"	46.40
PRV-025-180	1/4"	180	3 1/8"	3/4"	46.40
PRV-025-250	1/4"	250	3 1/8"	3/4"	46.40

Hydrant gate valves feature full flow design and non-rising stems. The body is anodized aluminum with bronze seats, stems, gland, gate and male nipple

Part No.	Female Thread	Male Thread	PRICE EACH
----------	---------------	-------------	------------

V825... HYDRANT GATE VALVE



V825-250 2 1/2" BAT 2 1/2" BAT \$ 407.00

V803... HYDRANT 'Y' VALVE



V803-250-150 2 1/2" BAT 1 1/2" NPSH \$ 222.60

Part No.	Female Thread	Male Thread	PRICE EACH
----------	---------------	-------------	------------

V853... FORESTRY 'Y' VALVE

This valve is designed to turn easily while under pressure



V853-150 Instantaneous \$ 225.00

V215L & V215P... LEVER & PISTON GATE VALVES

Lever and piston style gate valves are used on tanker trucks for fast manual release of fluids.



V215L



V215P

Part No.	Pipe Size	Type	PRICE EACH
V215L-200	2"	Lever Gate	\$ 145.20
V215L-300	3"	Lever Gate	268.20
V215L-400	4"	Lever Gate	388.80
V215L-600	6"	Lever Gate	787.30
V215P-400	4"	Piston Gate	263.30
V215P-600	6"	Piston Gate	450.20
V215LH-200	2"	Replacement lever handle	27.50
V215LH-300	3" & 4"	Replacement lever handle	131.20
V215LH-600	6"	Replacement lever handle	145.00